

GND DC output

- FET transistor versions 10, 15 and 30 A
- Bipolar transistor version 10 A
- Control voltage : 3 to 32 V
- Optimum thermal response
- Available with or without protective cover
- UL/Cul, TUV approval and CE marking



Specifications

Type	Current (A)	Output voltage	Input voltage	Cover	Code
FET version	10	1-200 V DC	3-32 V DC	With cover	84 137 850
	15	1-100 V DC	3-32 V DC	With cover	84 137 860
	30	1-50 V DC	3-32 V DC	With cover	84 137 870
	10	1-200 V DC	3-32 V DC	Without cover	84 134 850
	15	1-100 V DC	3-32 V DC	Without cover	84 134 860
	30	1-50 V DC	3-32 V DC	Without cover	84 134 870
Bipolar version	10	3-60 V DC	3-32 V DC	With cover	84 137 750
	10	3-60 V DC	3-32 V DC	Without cover	84 134 750

Output specifications

	FET 10A	FET 15A	FET 30A	Bipolare 10 A
Voltage range V (rms) max	1 - 200	1 - 100	1 - 50	3 - 60
Minimum current mA (rms)	0.1	0.1	0.1	10
Max. non-rep. 10 μ (T=25°C) (A)	90	100	160	-
Max. non-rep. 1 s surge (T=25 °C) (A)	-	-	-	20
Thermal resistance Junction to casing ($^{\circ}$ K/W)	2.25	2.25	2.45	3.75

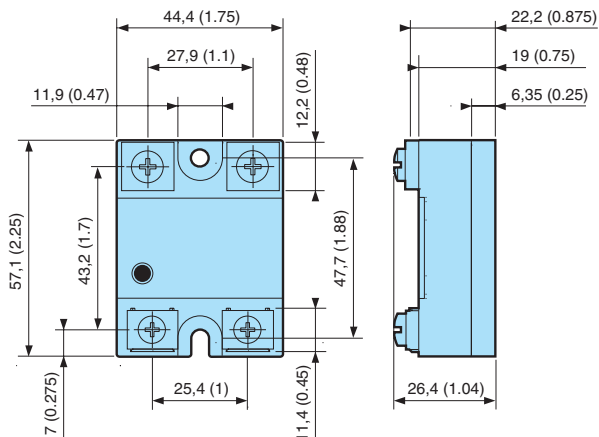
Input specifications

	FET	Bipolare
Turn-off voltage (V)	1	1
Max. controled current (mA)	20	14.5
Response time (close) (ms)	2	100
Response time on closing (ms)	0.1	0.2

General characteristics

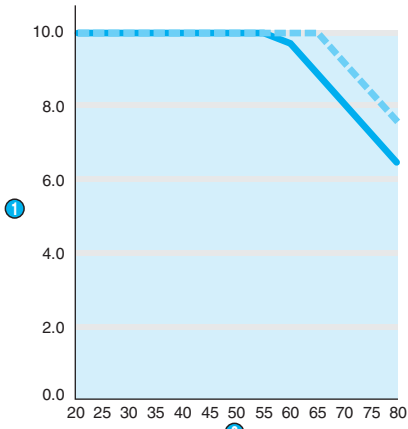
Operating temperature ($^{\circ}$ C)	-20 \rightarrow +80
Storage temperature ($^{\circ}$ C)	FET : -55 \rightarrow +125 Bipolar : -40 \rightarrow +100
Input to output insulation voltage V (rms)	4000
Dielectric strength V (rms)	2500
Input/output capacitance (pF)	8
Material housing	UL 94 V
Material baseplate	zamak
Weight	With cover : 114 g Without cover : 97 g

Dimensions



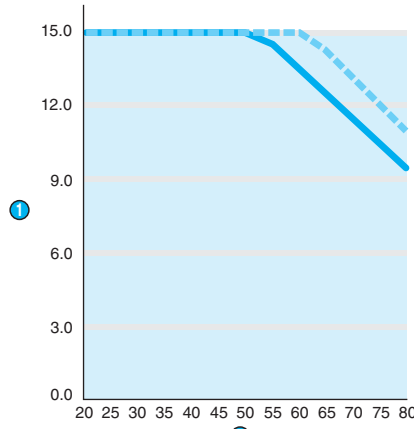
Curves

FET 10 A



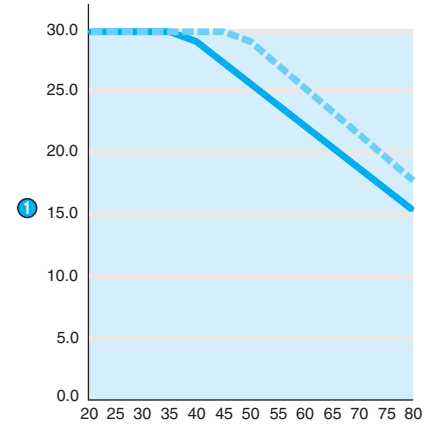
- 1.5 C/W — 2.0 C/W
 ① Load current (A)
 ② Ambient temperature (°C)
 ③ Heatsink

FET 15 A



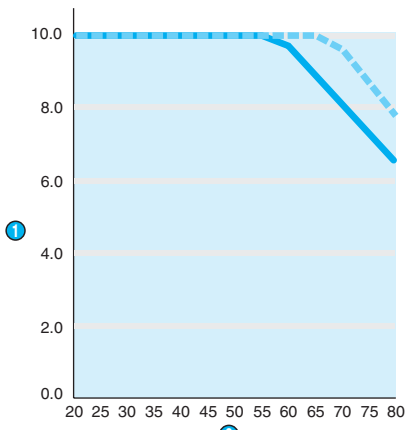
- 1.5 C/W — 2.0 C/W
 ① Load current (A)
 ② Ambient temperature (°C)
 ③ Heatsink

FET 30 A



- 1.5 C/W — 2.0 C/W
 ① Load current (A)
 ② Ambient temperature (°C)
 ③ Heatsink

BIPOLAR 10 A



- 2.0 C/W — 3.0 C/W
 ① Load current (A)
 ② Ambient temperature (°C)
 ③ Heatsink

User information

Solid State relays are power switching devices that are subject to internal heating, therefore they must be used in conjunction with a heat sink.