

RPC-6022G *12.1" TFT LCD 5U 14-slot Rack mount Workstation*

1
Automation



Features

1. 12.1" TFT LCD with fully functional OSD and membrane keypads
2. Flexible driver combination
3. Lockable front door
4. USB x2 on the front panel
5. PICMG 1.3 backplane and Redundant power supply support
6. Advanced air-flow design

2
Point of Service

Backplane & Power Supply Options

3
Digital Signage

| Backplane Options | | | | | | | |
|-------------------|-----------|-------|-------|-------|----|-----|---------------|
| Model No. | SBC Type | PCI | ISA | PCI-E | | | PSU Connector |
| | | | | X1 | X4 | X16 | |
| PCI-13SD-RS-R30 | PICMG 1.0 | 3 + 4 | 3 + 3 | 0 | 0 | 0 | AT/ATX |
| PCI-14S2-RS-R30 | PICMG 1.0 | 4 | 8 | 0 | 0 | 0 | AT/ATX |
| PCI-14S3-RS-R30 | PICMG 1.0 | 4 | 9 | 0 | 0 | 0 | AT/ATX |
| PX-14S3-RS-R30 | PICMG 1.0 | 12 | 2 | 0 | 0 | 0 | AT/ATX |
| PX-14S5-RS-R30 | PICMG 1.0 | 7 | 6 | 0 | 0 | 0 | AT/ATX |
| BP-14S-RS-R30 | ISA | 0 | 14 | 0 | 0 | 0 | AT |
| PXAGP-13S3-RS-R30 | PIAGP | 11 | 0 | 0 | 0 | 0 | AT/ATX |
| PE-13SD | PICMG 1.3 | 4 | 0 | 5 | 0 | 2 | ATX |
| PXE-13S | PICMG 1.3 | 8 | 0 | 3 | 0 | 1 | ATX |
| PXE-13S2 | PICMG 1.3 | 4 | 0 | 7 | 0 | 1 | ATX |
| PXE-13S3 | PICMG 1.3 | 3 | 0 | 0 | 8 | 1 | ATX |

4
RISC-based Solutions

5
Medical Solutions

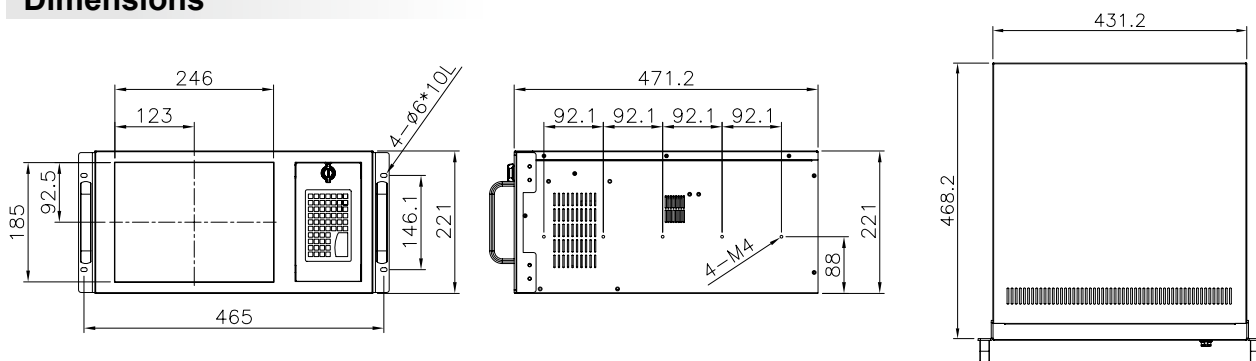
| Power Supply Options | | |
|----------------------|----------------|------|
| Type | Model No. | Watt |
| AT | ACE-935AL-RS | 300W |
| | ACE-940AP-RS | 390W |
| ATX | ACE-832AP-RS | 250W |
| | ACE-841AP-RS | 480W |
| | ACE-850AP-RS | 500W |
| ATX Redundant | ACE-R4130AP-RS | 300W |
| | ACE-R4140AP-RS | 400W |



Specifications

| | | | |
|----------------------------|---|-----------------------------|--|
| Construction | Heavy Duty Metal | Color | White |
| SBC Form Factor | RPC-6022G – Full size slot CPU card RPC-6022GBATX – ATX or Micro ATX | Weight (Net / Gross) | 15kg / 18kg |
| Drive Bays | 1 x 5.25" + 1 x front-accessible 3.5" + 1 x HDD | Dimension | 470mm x 431mm x 220mm |
| Cooling Fans | 2 x 12 cm | Touch Screen | Optional 5-wire resistive type with RS-232 interface |
| I/O openings | 2 x USB, 2 x COM, 1xPS/2 | LCD Spec | |
| Expansion Slots | 14 slots for RPC-6022G 7 slots for RPC-6022GATX | Size | 12.1 " |
| Indicators | Power LED | Resolution | 800 x 600 (SVGA) 1024 x 768 (XGA) |
| Buttons | Power switch System reset | Brightness | 400 cd/m ² 450 cd/m ² |
| Operating Shock | 10G acceleration peak to peak (11ms) | Contrast | 500:1 700:1 |
| Operating Vibration | 5~17Hz 0.1" double amplitude displacement 17~640 Hz 1.5G acceleration peak to peak | Viewing Angle | 140 / 110 160 / 160 |
| Operating Temp. | 0 ~ 50°C | Backlight MTBF | 50000 hrs |
| Operating Humidity | 5 ~ 95% @ 60° C, non-condensing | LCD Color | 262k |

Dimensions



Rear View of RPC-6022G



RPC-6022G

Works with backplane
14 expansion slots

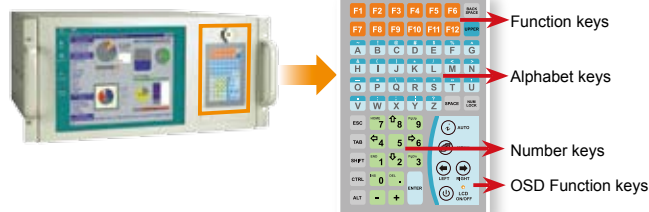


RPC-6022GATX

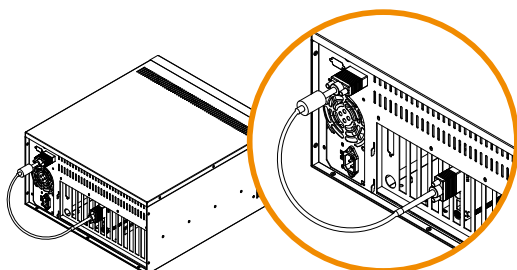
Works with ATX motherboard
7 expansion slots

Fully functional OSD and membrane keypads

IEI RPC Series has a complete set of membrane keypads and OSD functions accessed via water proof keys on the front panel. The Front panel membrane keypads access simplifies system configuration.




Analog VGA interface supports all CPU boards



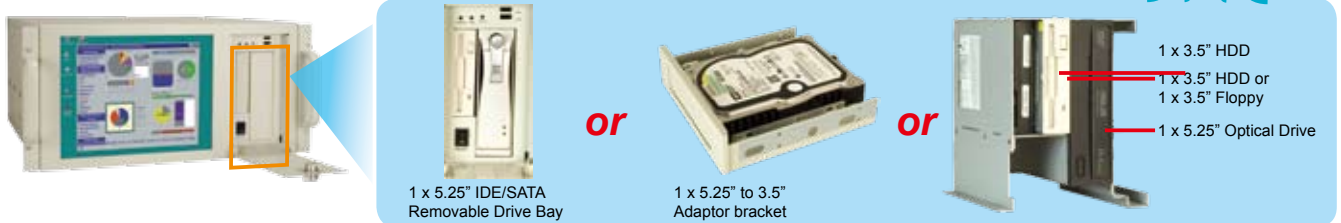
Advanced air-flow design

Thermal condition is the most important issue of new generation IPCs. IEI's "Single way" design provides you higher system performance capability and more flexibility for the environment.



Flexible driver combination

IEI RPC series provides versatile drive combination for all kinds of usage. User can easily integrate every size of media drive for their needs.



Ordering Information

| ACE-832AP (ATX) | |
|---------------------------------|---|
| RPC-6022GW/ACE-832AP/T-R | 5U Rack mount chassis, with 12.1" 400cd/m ² SVGA LCD w/ACE-832AP-RS,RoHS and Touch Screen, RoHS |
| RPC-6022GXW/ACE-832AP/T-R | 5U Rack mount chassis, with 12.1" 450cd/m ² XGA LCD w/ACE-832AP-RS,RoHS and Touch Screen, RoHS |
| RPC-6022GWATX/ACE-832AP/T-R | 5U Rack mount chassis for ATX mother board, with 12.1" 400cd/m ² SVGA LCD w/ACE-832AP-RS, w/12.1" Touch Screen, RoHS |
| RPC-6022GXWATX/ACE-832AP/T-R | 5U Rack mount chassis for ATX mother board, with 12.1" 450cd/m ² XGA LCD w/ACE-832AP-RS, w/12.1" Touch Screen, RoHS |
| ACE-R4140AP (Redundant) | |
| RPC-6022GWR/ACE-R4140AP/T-R | 5U Rack mount chassis, with 12.1" 400cd/m ² SVGA LCD ,ACE-R4140AP Redundant Power Supply and Touch Screen, RoHS |
| RPC-6022GXWR/ACE-R4140AP/T-R | 5U Rack mount chassis, with 12.1" 450cd/m ² XGA LCD ,ACE-R4140AP Redundant Power Supply and Touch Screen, RoHS |
| RPC-6022GWATXR/ACE-R4140AP/T-R | 5U Rack mount chassis for ATX mother board, with 12.1" 400cd/m ² SVGA LCD, ACE-R4140AP-RS and Touch Screen, RoHS |
| RPC-6022GXWATXR/ACE-R4140AP/T-R | 5U Rack mount chassis for ATX mother board, with 12.1" 450cd/m ² XGA LCD, ACE-R4140AP-RS and Touch Screen, RoHS |