

# Optional Power Supply Cables

| Product              | Cable Type |            |            |            |            |
|----------------------|------------|------------|------------|------------|------------|
|                      | Optional 1 | Optional 2 | Optional 3 | Optional 4 | Optional 5 |
| <b>ACE-643</b>       | CB-643EC   | CB-643EB   | CB-643BP   | CB-643P8P9 |            |
| <b>ACE-663</b>       | CB-643EC   | CB-643EB   | CB-643BP   | CB-643P8P9 |            |
| <b>ACE-890</b>       | CB-643EC   | CB-643EB   | CB-890BP   | CB-890P8P9 |            |
| <b>ACE-715</b>       |            | CB-643EB   | CB-717BP   |            |            |
| <b>ACE-717</b>       |            | CB-643EB   | CB-717BP   |            |            |
| <b>ACE-704</b>       | CB-704EC   | CB-704EB   | CB-704BP   | CB-704P8P9 |            |
| <b>ACE-706</b>       | CB-704EC   | CB-704EB   | CB-704BP   | CB-704P8P9 |            |
| <b>ACE-709</b>       |            | CB-709EB   | CB-709BP   |            |            |
| <b>ACE-713</b>       | CB-643EC   | CB-709EB   | CB-709BP   |            |            |
| <b>ACE-710</b>       | CB-870EC   | CB-710EB   | CB-710BP   |            |            |
| <b>ACE-716</b>       | CB-643EC   | CB-716EB   | CB-716BP   | CB-716P8P9 |            |
| <b>ACE-723</b>       | CB-643EC   | CB-716EB   | CB-716BP   | CB-716P8P9 |            |
| <b>ACE-855</b>       | CB-855EC   | CB-855EB   | CB-855BP   | CB-855P8P9 |            |
| <b>ACE-870</b>       | CB-870EC   | CB-870EB   | CB-870BP   | CB-870P8P9 |            |
| <b>All ATX Power</b> |            |            |            | CB-ATXP8P9 |            |

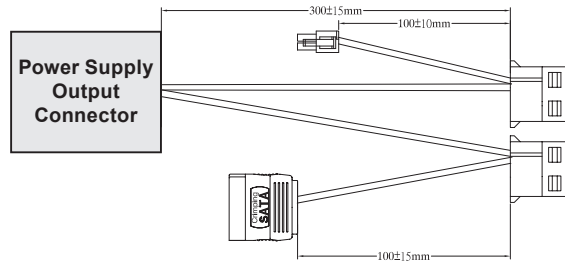
## Optional 1 AC Input Solution

20 cm AC input cable with I/O connector and fuse



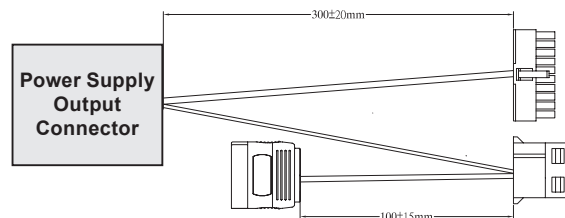

## Optional 2 Embedded Solution

30 cm cable with SATA, 12 V and IDE device connector



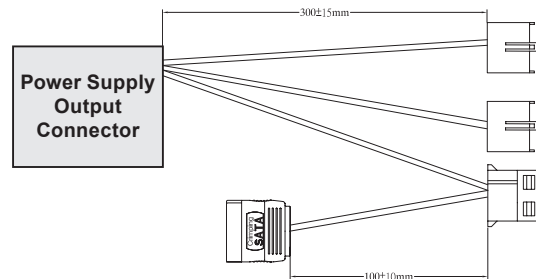
## Optional 3 ATX Backplane Solution

30 cm cable with IDE, ATX and SATA device connector



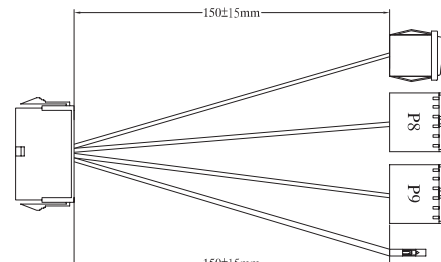
## Optional 4 AT P8P9 Backplane Solution

30 cm cable with SATA, IDE and P8P9 AT device connector



## Optional 5 AT Backplane with ATX Power Supply Solution

15 cm cable with ATX, P8P9 and 5VSB connector and on/off switch



1  
Application  
Server  
Platform

2  
Single  
Board  
Computer

3  
IBX Series  
POS PC

4  
AFOLUX  
POS  
Panel PC

5  
Video  
Capture  
Card

6  
KAMIO  
RISC

7  
IOVU  
Open HMI

8  
VITO  
Universal  
Controller

9  
DINO  
BLADE

10  
LCD  
Product  
Series

11  
Embedded  
System

12  
Industrial  
Computer  
Chassis

13  
Power  
Supply

14  
Peripherals

# Optional Power Supply Cables

CB-643EC-RS



CB-643EB-RS



CB-643BP-RS



CB-643P8P9



CB-704EC-RS



CB-704EB-RS



CB-870BP-RS



CB-890P8P9



CB-855EC-RS



CB-709EB-RS



CB-855BP-RS



CB-704P8P9



CB-710EB-RS



CB-710BP-RS



CB-704P8P9



CB-870EC-RS



CB-870EB-RS



CB-717BP-RS



CB-716P8P9



CB-ATXP8P9-RS




CB-716EB-RS



CB-709BP-RS



CB-716P8P9



CB-716EB-RS



CB-704BP-RS



CB-855P8P9



CB-855EB-RS




CB-855EB-RS



CB-890BP-RS



CB-870P8P9



CB-716BP-RS



1  
Application  
Server  
Platform

2  
Single  
Board  
Computer

3  
iBX Series  
POS PC

4  
AFOLUX  
POS  
Panel PC

5  
Video  
Capture  
Card

6  
KAMIO  
RISC

7  
IOVU  
Open HMI

8  
VITO  
Universal  
Controller

9  
DINO  
BLADE

10  
LCD  
Product  
Series

11  
Embedded  
System

12  
Industrial  
Computer  
Chassis

13  
Power  
Supply

14  
Peripherals